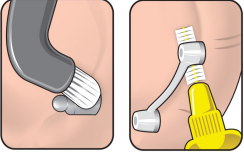


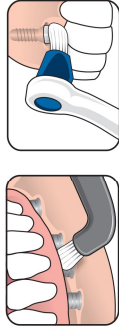
## Over denture

Clean around the abutment post with either the Interspace Brush, which has a tapered brush tip, or with the Compact Tuft™ with its domeshaped tuft. Use an interdental brush under the connecting bar.



## Single Tufted Brushes

A single tufted brush is ideal for precision cleaning of areas where it is difficult to reach. TePe Compact Tuft™ has a dome shaped tuft. TePe Interspace™ has a slim tapered tuft and the brush tip can be replaced. Choose between soft (yellow) or medium (blue) filaments.



## Implant bridge with artificial gum tissue

The areas underneath the artificial gums should be cleaned as debris can accumulate here causing problems.

The Implant/Ortho and the Interspace brushes are designed for cleaning around and under implants. The brushes can be used to clean from both the outside and the inside of the mouth.

The Interdental Brush efficiently cleans the sides of the implant. You may have to bend the wire into a curve to aid access under the artificial gums. Select the largest brush size that will fit comfortably into the space without forcing it.



## We care for healthy smiles

TePe has been promoting healthy smiles since 1965. At our headquarters in Malmö, Sweden, we design and produce interdental brushes, toothbrushes and other oral hygiene products that are available in more than 60 countries worldwide. All TePe products are developed in collaboration with dental expertise.

**For more information: Search TePe UK**

**TePe Oral Hygiene Products Ltd.**  
Eklund House, 6 Cathedral Avenue, Wells, Somerset, BA5 1FD  
Telephone: 01749 608 800, Email: info@tepe.co.uk  
www.tepe.co.uk



## Looking after your implants



© TePe Munhygienprodukt AB, 2020UK / 2018 Issue 3



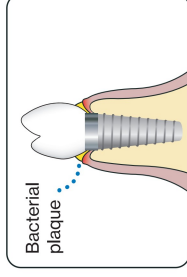
It doesn't matter what type of implant you have, how well you care for it is critical to its long-term success.



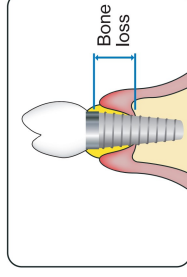
## What is peri-implant disease?

Dental implants can make cleaning more difficult. Even though the teeth are 'false', it is extremely important to keep them free from plaque to prevent peri-implant disease – peri-implant mucositis and peri-implantitis.

Peri-implant mucositis is inflammation in the gums around the implants. It is caused by bacterial plaque, which constantly forms in your mouth. Plaque needs to be removed regularly, or it can build up, especially along the gum line, and cause redness and swelling.



If plaque is not removed it continues to grow and becomes unreachable. It hardens into tartar with a rough surface that attracts more plaque. In time, the bone around the implant will start to break down, so the implant gradually loses its attachment. Peri-implant Mucositis has developed into peri-implantitis.



## Brushing after surgery or implant placement

Start brushing as soon as possible after surgery to prevent infection and stimulate tissue healing. Initially, a regular toothbrush may be too harsh. TePe Special Care™ is designed for use after surgery and has extremely soft filaments. Brush twice daily, paying particular attention to the implant area. Your dental care professional will advise when to start brushing and which oral hygiene aids suit you.



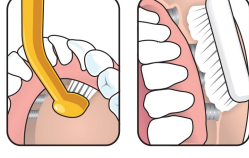
## Implant bridge

For multiple implants supporting a bridge or several teeth, it is important to ensure the area between the implant bridge and the gums are kept thoroughly clean, as well as the posts holding the bridge in place. If you have an implant with artificial gums it is important to clean underneath (the artificial gums) as debris can accumulate there and cause problems.



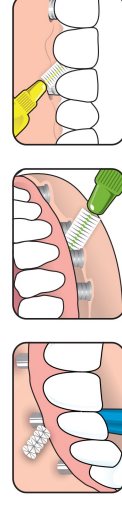
## Special Brushes

You may also need a special brush to be able to clean the area where the implants meet the gums. TePe Universal Care™ has an angled neck which reaches the implant surfaces from the inside. TePe Implant/Ortho Brush has a slim brush head for easy cleaning of the outside implant surfaces.



## Interdental Brushes

Toothbrushing cleans the outside and the inside of the implant surfaces. To reach the sides of the implants, an interdental brush is often recommended. TePe's interdental brushes are available in different sizes, texture and design to fit individual needs. The handle gives a comfortable grip and all sizes have plastic coated wire for safe use.



## Single implant

The amount of space between the implant and the adjacent teeth determines which product you will find easiest to use. Specialist floss, such as TePe Bridge & Implant Floss, is particularly useful when the space is small and is also suitable for cleaning below the gum line. Interdental Brushes are effective for cleaning wider spaces.

